

Homebrew Con 2026

Brewers Talks + Product Demos – Speaker Room Guide



All rooms will have water stations, WiFi, and the following A/V equipment: Existing screens, microphone, speakers, HDMI cord for screen connection, WiFi, and a recording device in the back of the room.

Room	Capacity	Seating Style	What's in the Room	AV & Presentation Setup
Banquet Hall	306	Theatre	<ul style="list-style-type: none">• Podium at front of room• Stage with skirted table• 2 beer tubs in back of room• 1 dump bucket• 1 back table	<ul style="list-style-type: none">• Existing screens• HDMI connection available for presenter laptops• Speakers available for presentations with audio/video• Presenters must bring their own presentation remote/clicker if needed• Microphone located in the back of the room
Press Room	143	Theatre	<ul style="list-style-type: none">• Podium at front of room• Speaker 6-ft table• 2 beer tubs in back of room• 1 dump bucket• 1 back table	<ul style="list-style-type: none">• Existing screens• HDMI connection available for presenter laptops• Speakers available for presentations with audio/video• Presenters must bring their own presentation remote/clicker if needed• Microphone located in the back of the room
Meeting Room 1	144	Theatre	<ul style="list-style-type: none">• Podium at front of room• Speaker 6-ft table• 2 beer tubs in back of room• 1 dump bucket• 1 back table	<ul style="list-style-type: none">• Existing screens• HDMI connection available for presenter laptops• Speakers available for presentations with audio/video• Presenters must bring their own presentation remote/clicker if needed• Microphone located in the back of the room
Meeting Room 2	118	Theatre	<ul style="list-style-type: none">• Podium at front of room• Speaker 6-ft table• 2 beer tubs in back of room• 1 dump bucket• 1 back table	<ul style="list-style-type: none">• Existing screens• HDMI connection available for presenter laptops• Speakers available for presentations with audio/video• Presenters must bring their own presentation remote/clicker if needed• Microphone located in the back of the room

Homebrew Con 2026

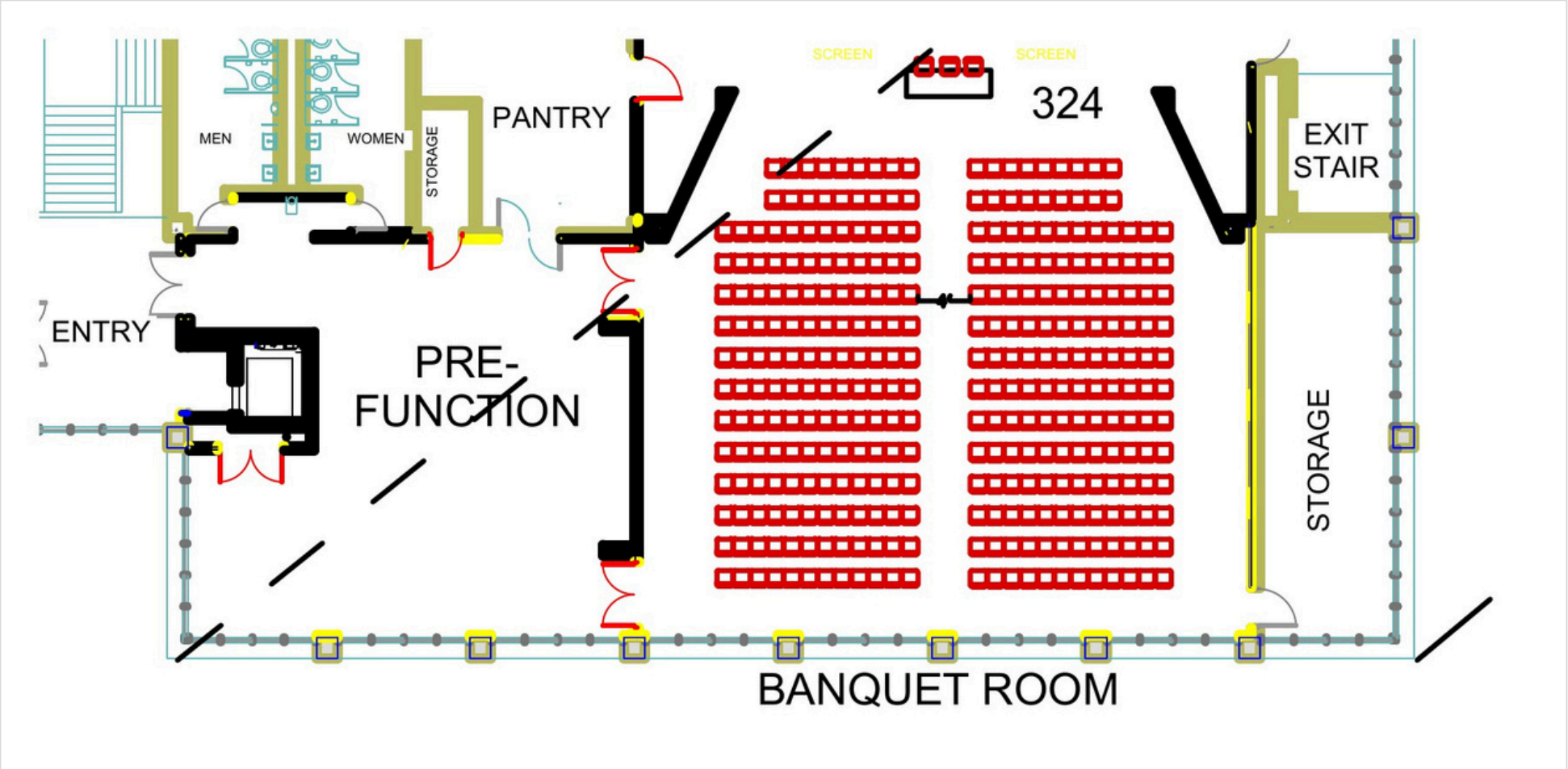
Brewers Talks + Product Demos – Speaker Room Guide (cont'd)



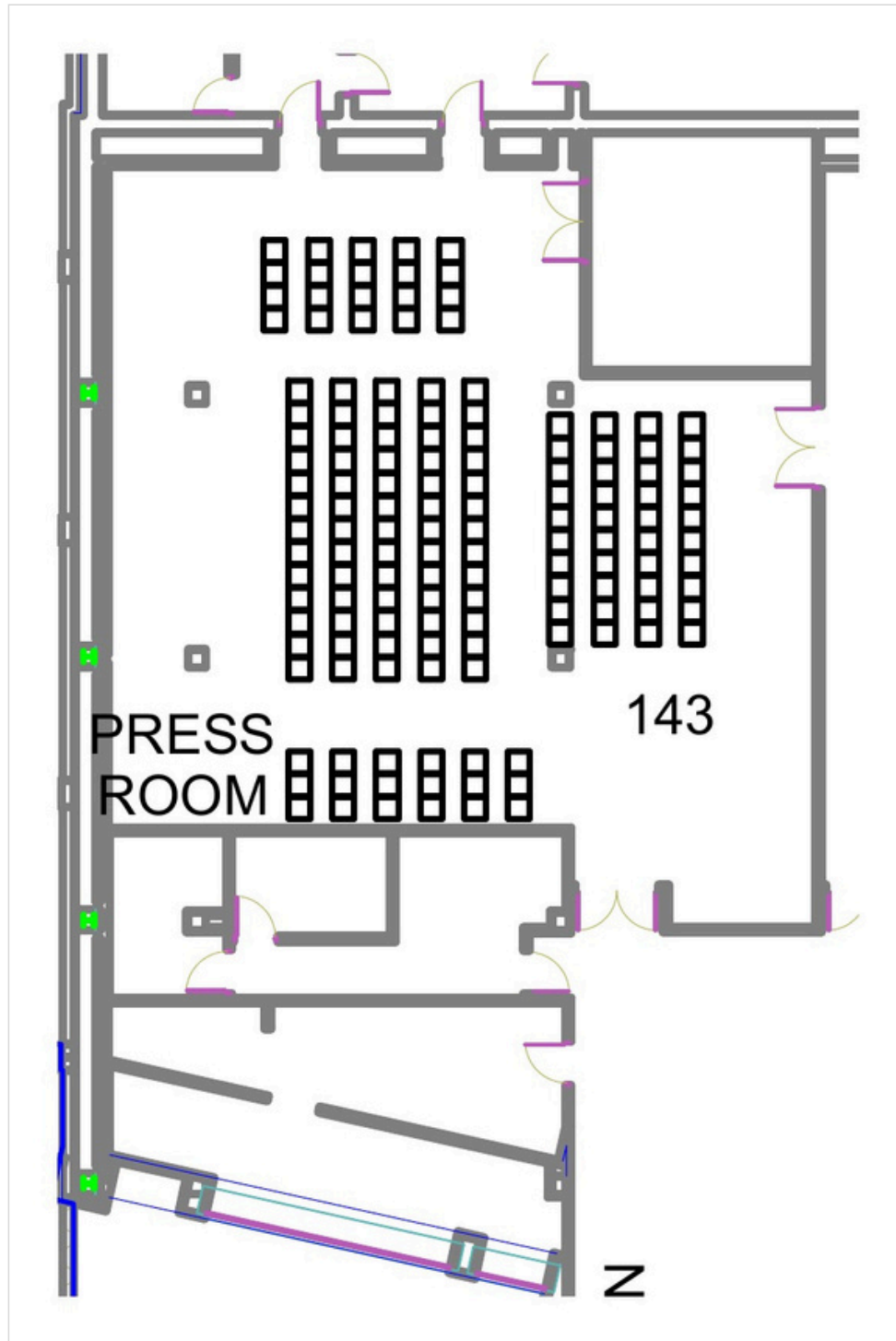
All rooms will have water stations, WiFi, and the following A/V equipment: Existing screens, microphone, speakers, HDMI cord for screen connection, WiFi, and a recording device in the back of the room.

Room	Capacity	Seating Style	What's in the Room	AV & Presentation Setup
Meeting Room 3	57	Theatre	<ul style="list-style-type: none">• Podium at front of room• Speaker 6-ft table• 2 beer tubs in back of room• 1 dump bucket• 1 back table	<ul style="list-style-type: none">• Existing screens• HDMI connection available for presenter laptops• Speakers available for presentations with audio/video• Presenters must bring their own presentation remote/clicker if needed• Recording device located in the back of the room
Meeting Rooms 4/5	33	Classroom	<ul style="list-style-type: none">• Existing classroom setup• Podium at front of room• 2 beer tubs in back of room* 1 dump bucket• 1 back table	<ul style="list-style-type: none">• Existing screens• HDMI connection available for presenter laptops• Speakers available for presentations with audio/video• Presenters must bring their own presentation remote/clicker if needed• Recording device located in the back of the room
Meeting Rooms 8/9	55	Theatre	<ul style="list-style-type: none">• Podium at front of room• Speaker 6-ft table• 2 beer tubs in back of room• 1 dump bucket• 1 back table	<ul style="list-style-type: none">• Existing screens• HDMI connection available for presenter laptops• Speakers available for presentations with audio/video• Presenters must bring their own presentation remote/clicker if needed• Recording device located in the back of the room

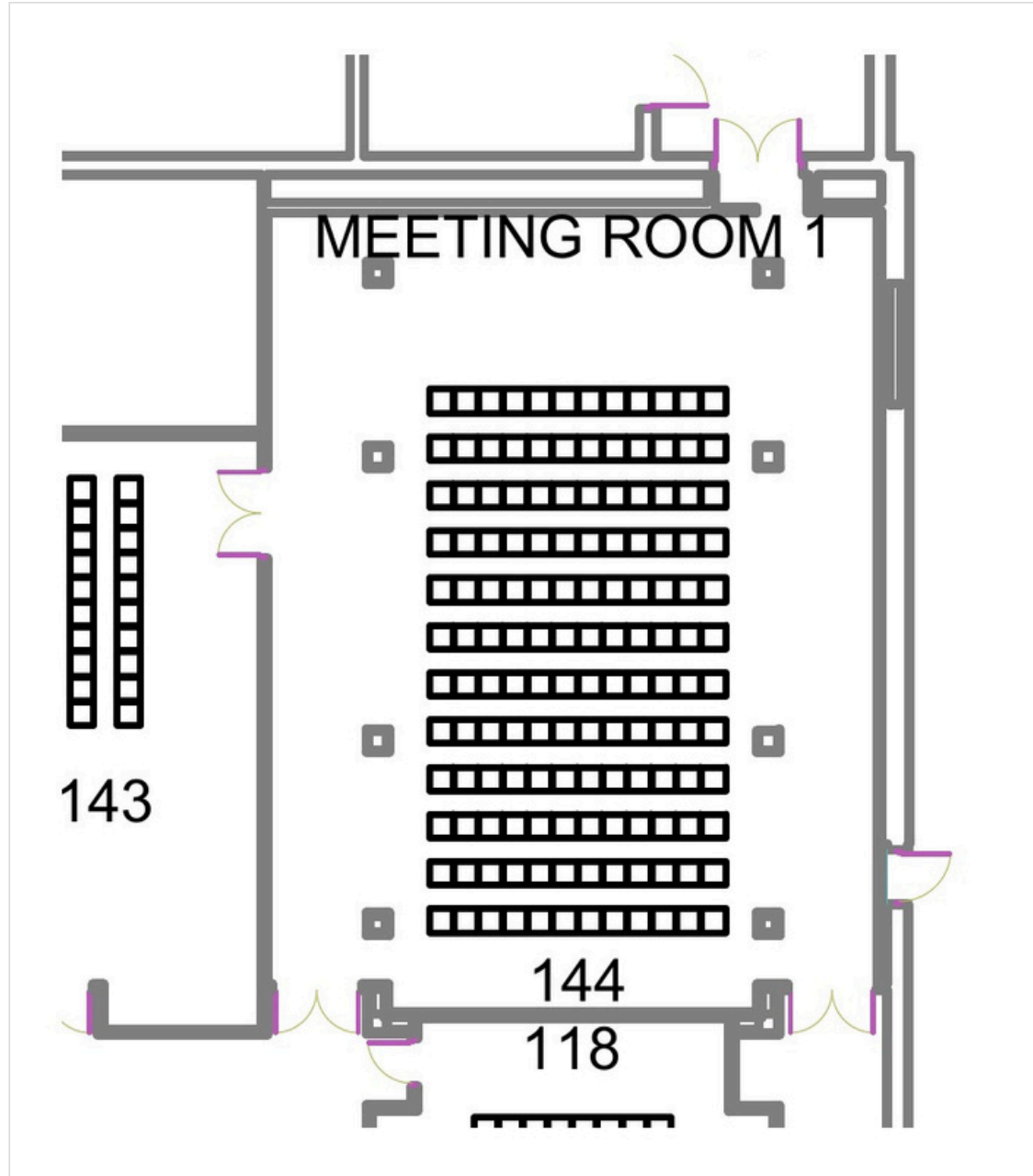
Banquet Hall



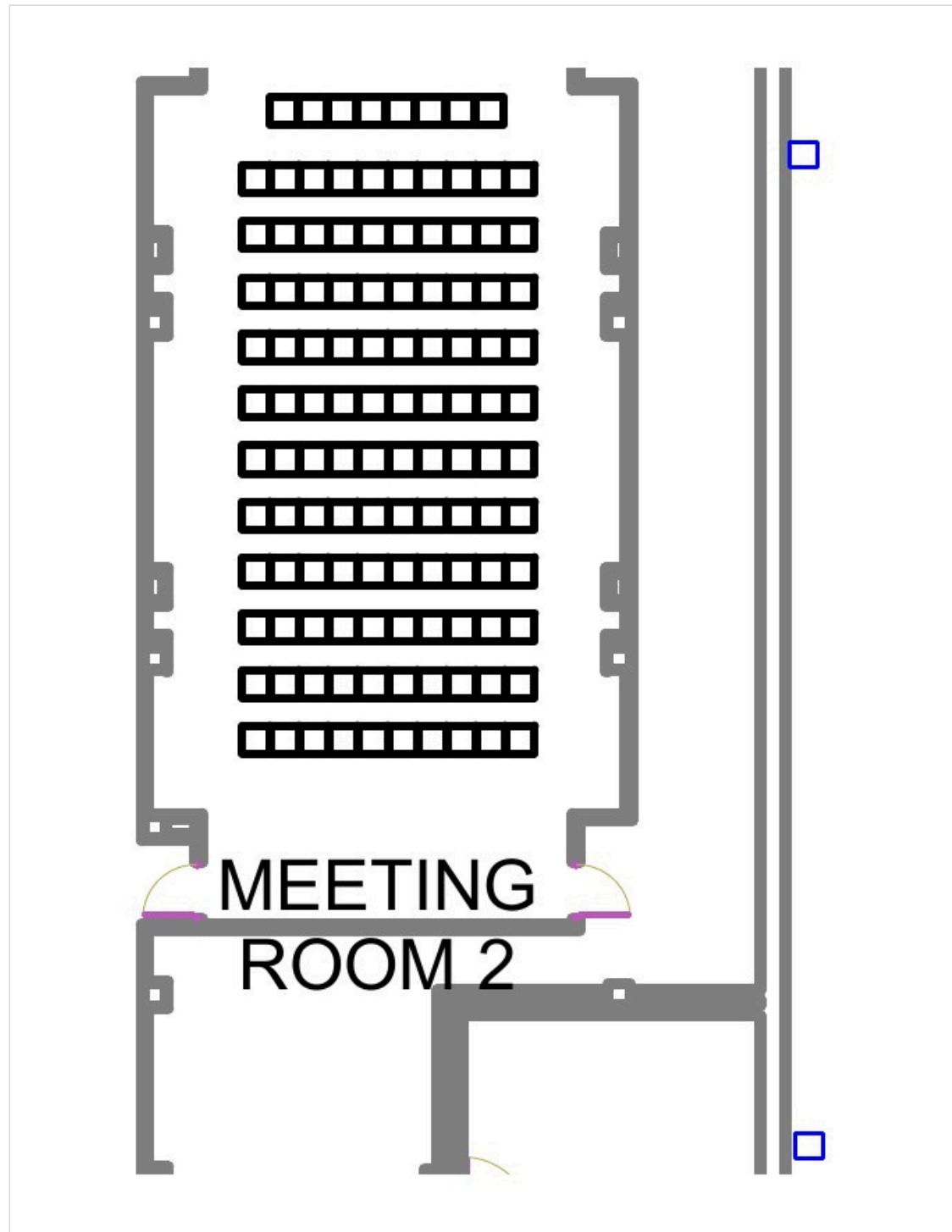
Press Room



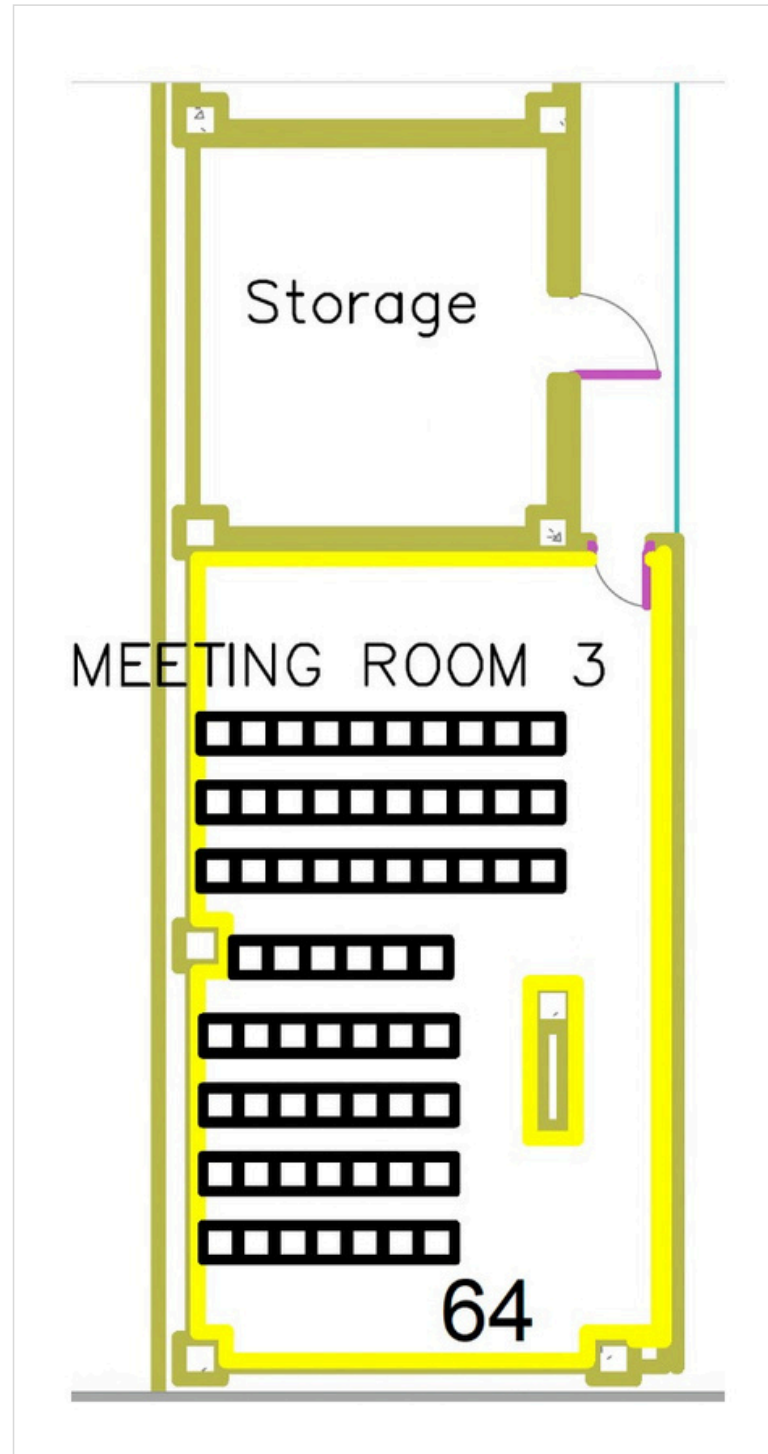
Meeting Room 1



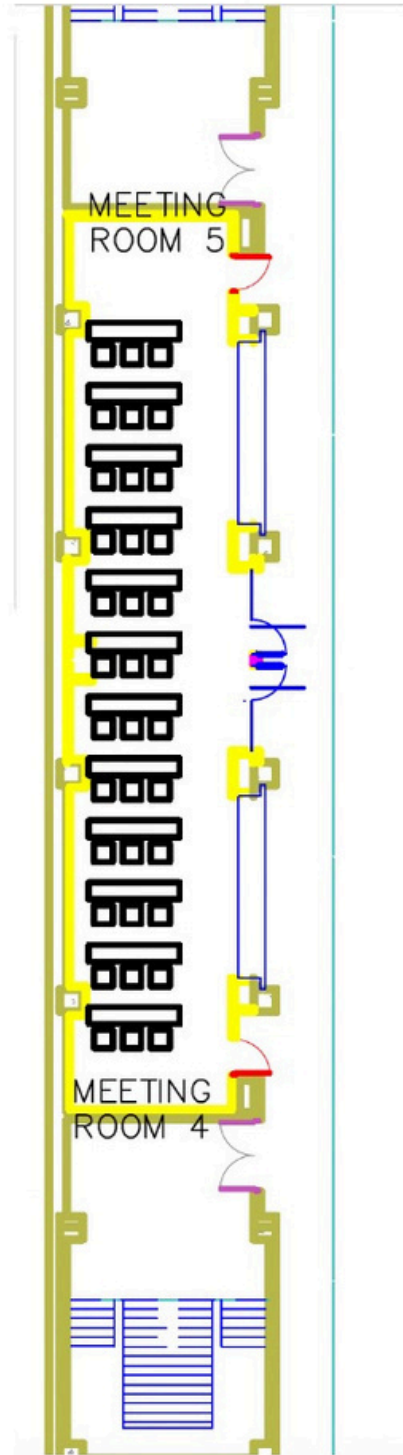
Meeting Room 2



Meeting Room 3



Meeting Rooms 4/5



Meeting Rooms 8/9

